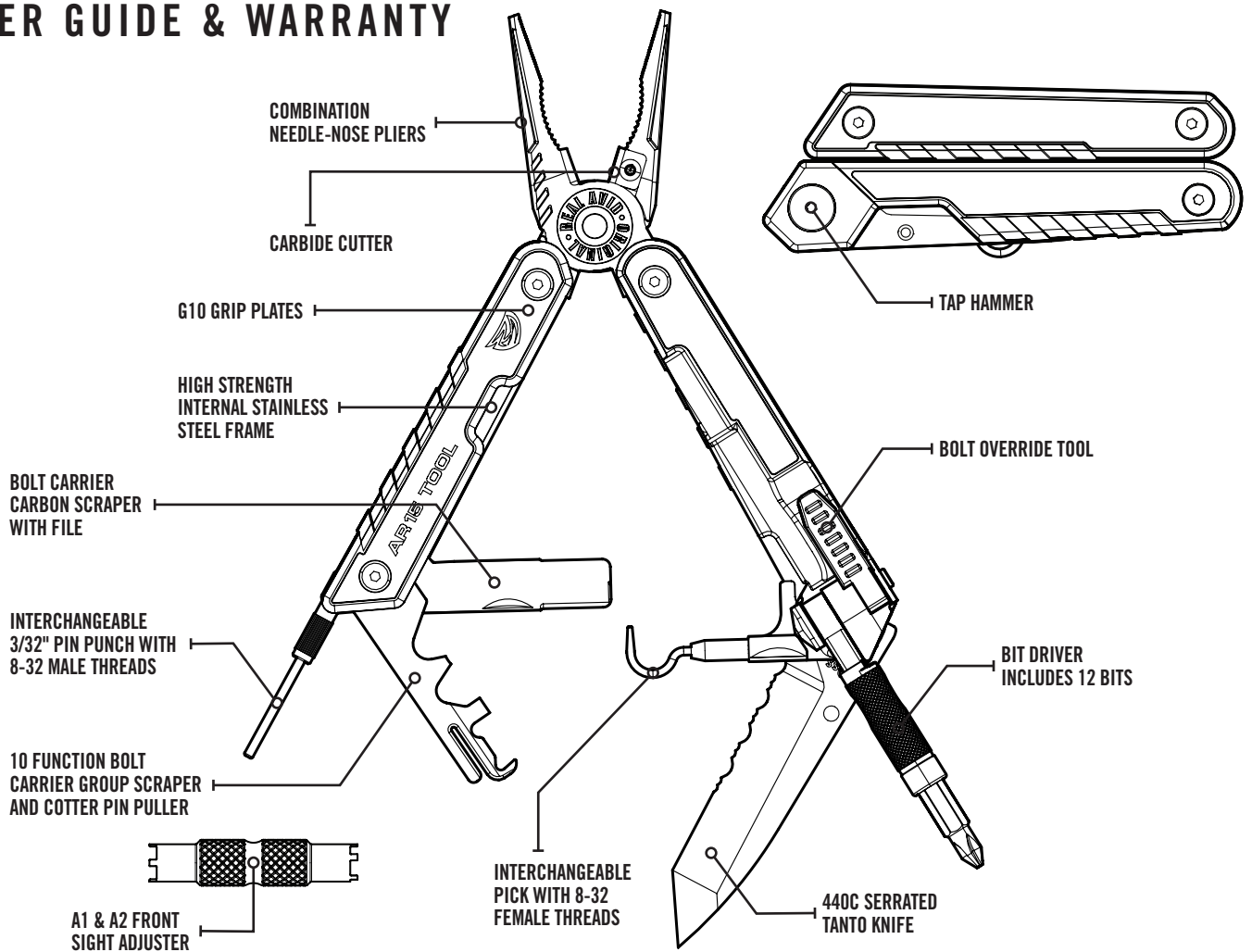


AR15 TOOL™

USER GUIDE & WARRANTY



JAWS: The combination needle-nose pliers are made to get a grip during any situation. Their highly functional shape allows for fine work with the tip as well as bigger, more aggressive tasks towards the back of the jaws. The carbide cutter is designed to cut most common gauges of copper wire.

KNIFE BLADE: The tanto style knife blade is made from high quality 440C stainless steel and comes with a durable black oxide coating. Exercise caution as the blade is very sharp. Also, make sure that the liner lock is firmly engaged before use. Only re-sharpen the blade with a carbide or ceramic sharpener following the sharpener manufacturer's instructions. When sharpening the serrations make sure to use an appropriately sized rod-shaped knife sharpener.

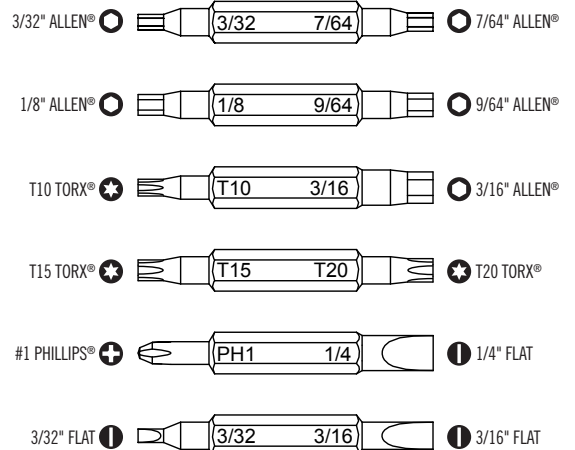
BOLT OVERRIDE TOOL: The bolt override tool can be used to clear jammed cartridges that get stuck between the bolt carrier group and the charging handle. Carefully engage the firearm's safety, remove the magazine, pull the bolt carrier group back using the override tool and dislodge the stuck cartridge from the firearm.

INTERCHANGEABLE PIN PUNCH: Check fitment of pin punch to all pin diameters before applying pressure. Never forcefully hammer on this tool to remove a stuck or jammed pin. If necessary, the tap hammer may be used on the pin punch with light force to ease a snug pin in or out of its location. The pin punch is threaded to the tool with common 8-32 threads. The pin punch may also be removed and replaced with any other 8-32 male threaded implement.

INTERCHANGEABLE PICK: The pick is designed to reach into tight places throughout an AR15. Use it for everything from gently removing stubborn deposits of carbon, to pulling cotter pins. The pick is threaded to the tool with common 8-32 threads. The pick may also be removed and replaced with any other 8-32 female threaded implement.

BIT DRIVER: The folding bit driver, along with the six double-sided bits, can be used for a variety of applications. Make sure to hold the bit driver firmly and do not exert excessive torque on the tool at any time. Be careful to avoid off-axis pressure, which can cause the driver to close unintentionally.

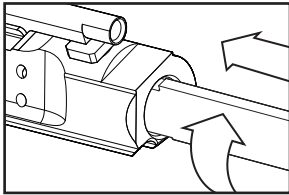
AR15 FRONT SIGHT ADJUSTER TOOL: The sight adjuster can be used on both A2 and A1 style (4 and 5 pin) front sights. Simply engage all of the teeth evenly with the front sight post and apply firm pressure. With the detent pin depressed the front sight post can be rotated to the proper height to account for distance and elevation changes. We recommend storing the front sight adjuster in the side sheath pocket for protection.



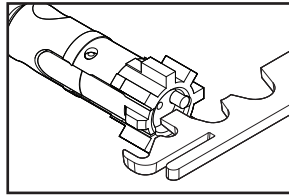
AR15 TOOL™

USER GUIDE (CONTINUED)

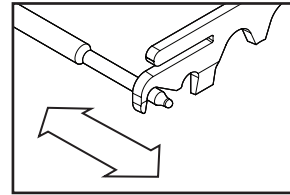
BOLT CARRIER SCRAPERS: The two highly specialized scrapers have been designed to remove carbon from the AR15 bolt carrier group. To avoid damaging your firearm, never apply excessive force while scraping. Please refer to the following diagrams which illustrate the key scraper functions.



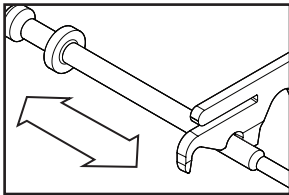
USING THE BOLT CARRIER SCRAPER, SCRAPE INTERIOR BOLT CARRIER SURFACES.



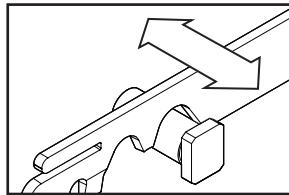
USING THE BOLT CARRIER GROUP SCRAPER, SCRAPE BOLT FACE.



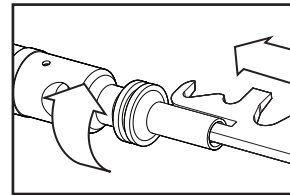
SCRAPE THINNER DIAMETER OF FIRING PIN.



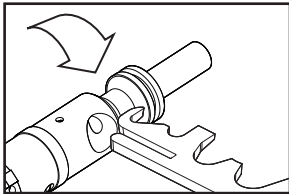
SCRAPE THICKER DIAMETER AND REMAINING FACES OF FIRING PIN.



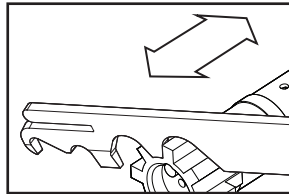
SCRAPE BOLT CAM PIN.



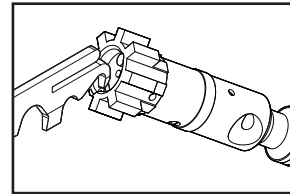
SCRAPE INSIDE AND OUTSIDE BOLT TAIL AS WELL AS THE BOLT TAIL SHOULDER.



SCRAPE BOLT WAIST.



SCRAPE BETWEEN LOCKING LUGS.



SCRAPE BEHIND LIP OF CARTRIDGE EXTRACTOR.

SAFETY: Before using any of AR15 Tool's implements on a firearm, you must MAKE SURE THAT THE FIREARM IS UNLOADED AND SAFE to work on. It is your responsibility to exercise caution during the use of this tool, especially when using the knife blade and scrapers. Always direct the points, edges and cutting/scraping strokes away from yourself and others. It is your responsibility to ensure that every precaution is taken when using this tool.

Do not deploy more than one implement at a time and fully close or store each implement after use. To avoid injury, or damage to your firearm, check fitment of all implements carefully before use. Do not apply extreme leverage to any of the AR15 Tool's implements.

CARE & MAINTENANCE: Your AR15 Tool should be cleaned, dried and re-oiled periodically. Clean with a mild solution of detergent and water, dry thoroughly, and oil pivot areas and metal surfaces with a lightweight machine oil or non-volatile penetrating oil. Avoid getting oil on handles and remove overspray or spillage. Note that the implements are made of corrosion-resistant stainless steel, but no stainless steel is rust proof. If spots or stains appear, remove with a non-metallic abrasive pad and wipe with penetrating oil. Use caution to avoid harming the black oxide coating. Like any other knife, the blade of the AR15 Tool will require sharpening occasionally. If you are inexperienced or do not feel comfortable with sharpening please do not attempt it. If necessary, please contact a local professional for assistance.

WARRANTY

WARRANTY: LIMITED – 3 YEAR WARRANTY: The AR15 Tool is guaranteed free of defects in materials and workmanship for three years from date of original purchase. Real Avid will replace or repair any product that proves defective upon our inspection. Use of the AR15 Tool for anything other than its intended purpose is considered misuse and voids this warranty. For warranty service, send the product, proof of purchase with shipping paid, along with an explanation of the defect, as well as your name, address and phone number to the address below. This warranty excludes damage resulting from deliberate or accidental misuse. Warranty does not cover rust, stains or corrosion, or normal wear and tear. Repair or replacement is the exclusive remedy under this warranty. Real Avid, its partners and affiliates are not liable for incidental or consequential damage resulting from use. Some states do not allow exclusion or limitation of incidental or consequential damages; therefore, the above exclusions may not apply to you. This warranty gives you specific legal rights, and you may have other rights, which vary from state to state.

TO FRIENDS AND CUSTOMERS: As the owners of Real Avid, authenticity isn't just a strategy here. It's a guiding philosophy. It arises out of our faith and personal relationships with Jesus Christ. We know that our creativity and success ultimately comes from Him. He cares about each of us and about our customers. We're not perfect, but we are committed to following Him in our personal and business lives.

We look forward to growing our relationship with you and continuing to earn our place.



5480 Nathan Lane North, Suite 120
Minneapolis, MN 55442 USA

RealAvid.com • 800-286-0567

©2021 NEW REVO BRAND GROUP