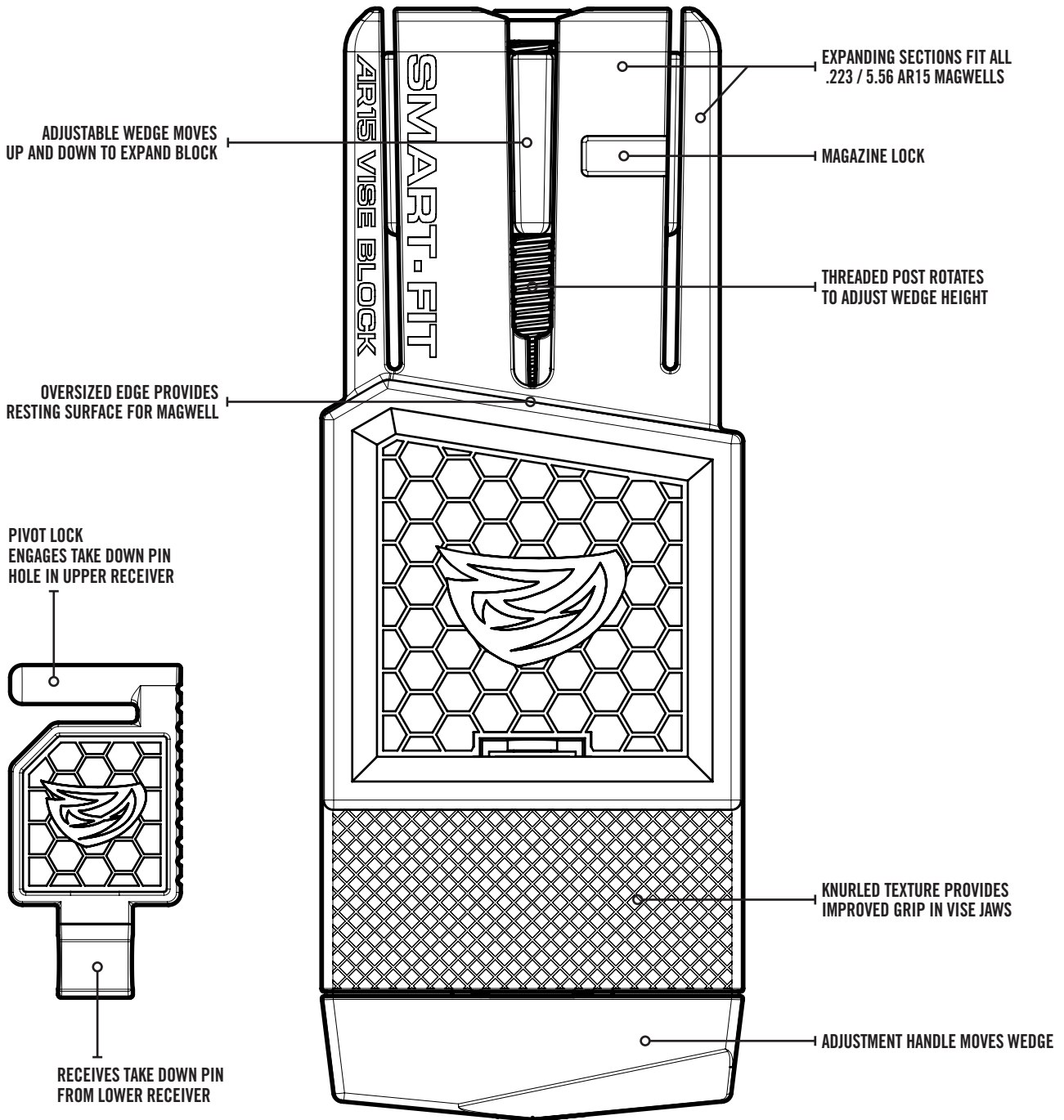


SMART-FIT™ AR15 VISE BLOCK

USER GUIDE & WARRANTY



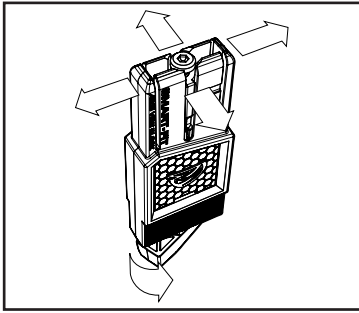
SAFETY: Before using the Smart-Fit AR15 Vise Block on a firearm, you must **MAKE SURE THAT THE FIREARM IS UNLOADED AND SAFE** to work on. To avoid damaging your firearm, make sure that you are using a properly secured bench vise to hold the Smart-Fit Vise Block in place during use. It is your responsibility to exercise caution during the use of this tool, especially when applying torque.

TORQUE WARNING: This product is **NOT** intended to be used for high torque applications such as barrel nut installation. Do not apply excessive torque. For high torque applications like barrel nut installation we recommend the use of an upper receiver vise block like the Real Avid Lug-Lok Upper Vise Block.



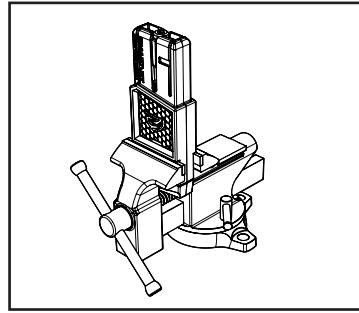
SMART-FIT™ AR15 VISE BLOCK

CORE FUNCTIONS



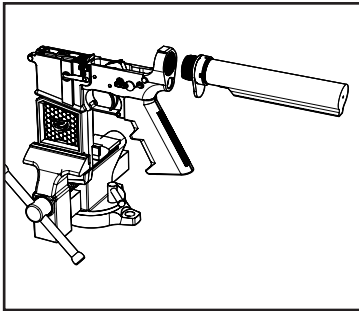
ADJUSTMENT HANDLE:

Rotate adjustment handle to change the amount of interference with the magwell. Rotate clockwise to increase interference, and rotate counterclockwise to reduce interference. Tighten until light interference is felt. DO NOT OVERTIGHTEN. Relieve interference before removing.



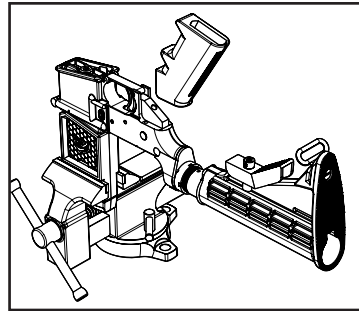
WISE USAGE:

The knurled portion of the Smart-Fit AR15 Vise Block is the area that must be gripped by the vise jaws, but the adjustment handle must remain clear of the jaws. The block should be firmly grasped by the vise jaws, BUT DO NOT OVERTIGHTEN. Vise must be securely fastened to the work surface.



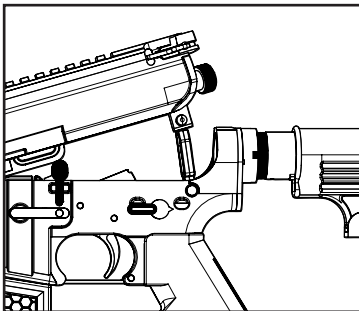
UPRIGHT USAGE:

This position is ideal for buffer tube work and trigger assembly cleaning. When the block is inserted into the magwell in this position, the magazine lock will engage with the block. The magazine release will need to be pressed in order to remove the lower receiver from the block.



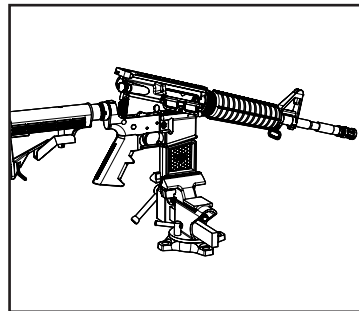
INVERTED USAGE:

This position is ideal for pistol grip removal and installation. When the block is inserted into the magwell in this position, be cautious of interference with the bolt catch. Also, the magazine lock will NOT engage with the block in this orientation.



PIVOT LOCK:

The pivot lock is designed to be placed between the upper and lower receivers utilizing the take down pin to lock it in place. This spacer holds the firearm in the ideal orientation for cleaning and inspection.



CLEANING ON THE BLOCK:

With the Pivot Lock in place and the Smart-Fit AR15 Vise Block locked into the magwell and a vise, the firearm is held in the perfect orientation for bore and chamber cleaning. After cleaning, be sure to wipe any excess cleaning solvents from the plastic components to reduce the risk of damaging them.

CARE & MAINTENANCE: If the Smart-Fit AR15 Vise Block or Pivot Lock become dirty over time, it is okay to spot clean them, but DO NOT soak them with water or cleaning solvents, as this may degrade their function and appearance.

WARNING: The plastic components used in the Smart-Fit AR15 Vise Block and Pivot Lock are made from a durable engineering grade resin, but they are not indestructible. If damage occurs do not attempt to continue using them. Using damaged build tools increases the potential for damaging gun components and personal injury.

WARRANTY

WARRANTY: Limited – 3 Year Warranty: The Smart-Fit AR15 Vise Block and Pivot Lock are guaranteed free of defects in materials and workmanship for three years from date of original purchase. Real Avid will replace or repair any product that proves defective upon our inspection. Use of the Smart-Fit AR15 Vise Block or Pivot Lock for anything other than their intended purposes is considered misuse and voids this warranty. For warranty service, send the product, proof of purchase with shipping paid, along with an explanation of the defect, as well as your name, address and phone number to the address below. This warranty excludes damage resulting from deliberate or accidental misuse. Warranty does not cover rust, stains or corrosion, or normal wear and tear. Repair or replacement is the exclusive remedy under this warranty. Real Avid, its partners and affiliates are not liable for incidental or consequential damage resulting from use. Some states do not allow exclusion or limitation of incidental or consequential damages; therefore, the above exclusions may not apply to you. This warranty gives you specific legal rights, and you may have other rights, which vary from state to state.

TO FRIENDS AND CUSTOMERS: As the owners of Real Avid, authenticity isn't just a strategy here. It's a guiding philosophy. It arises out of our faith and personal relationships with Jesus Christ. We know that our creativity and success ultimately comes from Him. He cares about each of us and about our customers. We're not perfect, but we are committed to following Him in our personal and business lives.

We look forward to growing our relationship with you and continuing to earn our place.



Revo Brand Group, LLC
5480 Nathan Lane North, Suite 120
Minneapolis, MN 55442 USA

RealAvid.com • 800-286-0567

©2018 Revo Brand Group